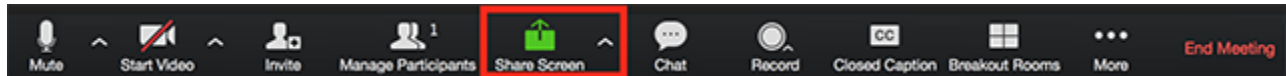




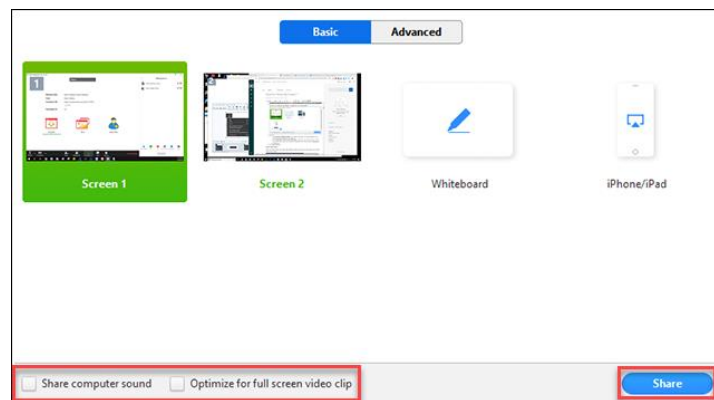
Zoom Screen – Share a Video

Start your meeting and be sure that you have Host privileges so you can access all of Zoom's features.

1. Click the **Share Screen** button located in your meeting controls.



2. Select the screen you want to share and select **Optimize** for full-screen video clip.



3. Click **Share Screen**.

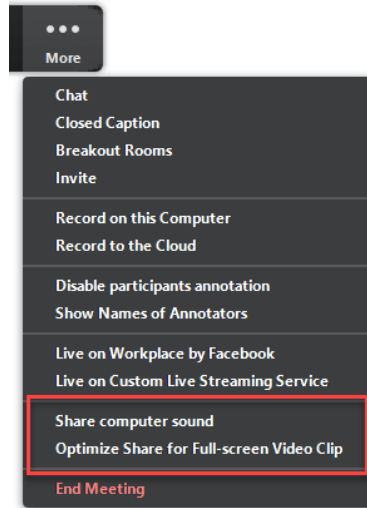
4. Start playing your video in full-screen while sharing your screen.

- **Share Computer Sound:** If you check this option, any sound played by your computer will be shared in the meeting.
- **Optimize for full screen video clip:** Check this if you will be sharing a video clip in full screen mode. Do not check this otherwise, as it may cause the shared screen to be blurry.

Optimizing for full-screen video while screen-sharing

1. Click **More** in the screen share controls.

2. Click **Optimize Share for Full-screen Video Clip** to enable it.



3. Start playing your video while sharing your screen.

For more information visit the [Zoom Help Center](#).